

Take an easy day trip to one of the largest outlet shopping malls in the Tokyo metropolitan area by direct bus!

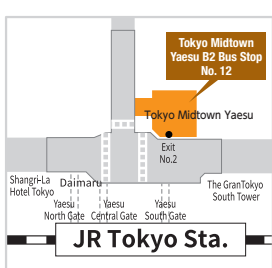
Express Bus



Passengers will receive a special coupon!

Tokyo Sta. (Bus Terminal Tokyo Yaesu) Approx. 50min

Fares: Adult single 1,400yen/Child single 700yen
Economy Voucher Available Weekdays Only
 Highway Bus One-Way Ticket (1,400 yen) + Shopping Tickets (2,500 yen) =3,900yen ▶ **3,150yen!**
 [Where to purchase] Tokyo Midtown Yaesu B1
 *Please call the bus companies for inquiries.
 *The economy voucher is not available on some days such as those around New Year's Day.



	Bus Terminal Tokyo Yaesu	Mitsui Outlet Park	Mitsui Outlet Park	Bus Terminal Tokyo Yaesu
Weekdays	9:05	9:55	15:30	16:20
	9:25	10:15	*15:55	*16:45
	9:55	10:45	16:30	17:20
	10:25	11:15	17:30	18:20
	10:55	11:45	18:30	19:20
	11:35	12:25	19:30	20:20
			20:30	21:20
				*Extra service
Saturdays, Sundays & holidays	8:45	9:35	14:30	15:20
	9:05	9:55	15:30	16:20
	9:25	10:15	15:55	16:45
	9:45	10:35	16:30	17:20
	10:05	10:55	16:55	17:45
	10:25	11:15	17:30	18:20
	10:45	11:35	17:55	18:45
	11:05	11:55	18:30	19:20
	11:25	12:15	18:55	19:45
	11:45	12:35	19:30	20:20
	12:05	12:55	19:55	20:45
	12:25	13:15	20:30	21:20

Okudo Office, Keisei Bus Co., Ltd.
 ☎03-3691-0935
Kisarazu Office, Nitto Kotsu Co., Ltd.
 ☎0438-23-0151

Shinjuku Sta. (Shinjuku Expressway Bus Terminal) Approx. 62min

Fares: Adult single 1,500yen/Child single 750yen
Economy Voucher Available
 Highway Bus One-Way Ticket (3,000 yen) + Shopping Tickets (2,500 yen) =5,500yen ▶ **5,000yen!**
 *The voucher can be purchased from your bus driver.



Weekdays	Shinjuku Expressway Bus Terminal	Mitsui Outlet Park	Mitsui Outlet Park	Shinjuku Expressway Bus Terminal
	9:00	10:02	16:20	17:27
	10:00	11:02	17:50	18:57
	10:50	11:52	18:50	19:57
12:00	13:02	19:50	20:52	
		20:50	21:52	
Saturdays, Sundays & holidays	9:00	10:02	16:20	17:37
	9:30	10:32	17:10	18:27
	10:00	11:02	17:50	19:07
	10:20	11:22	18:20	19:37
	10:50	11:52	18:50	20:02
	11:30	12:32	19:20	20:32
	12:00	13:02	19:50	21:02
			20:20	21:32
			20:50	21:57

Contact Customer Center, Odakyu Highway Bus Co., Ltd. ☎03-3428-5331 (10:00~17:00)
 Kisarazu Office, Kominato Railway Co., Ltd. ☎0438-37-7299

Ikebukuro Sta. East Gate Approx. 65min

Fares: Adult single 1,550yen/Child single 780yen
Make a reservation and save!
 Highway Bus Round-trip Tickets for 3,100 yen → **2,750yen**
 *Visit the bus company's website for details!
 Reservations: [Hashha Airight Net](https://secure.j-bus.co.jp) | <https://secure.j-bus.co.jp>



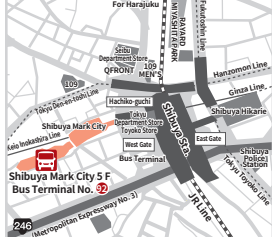
Ikebukuro Sta. East Gate	Mitsui Outlet Park	Mitsui Outlet Park	Ikebukuro Sta. East Gate
10:50	11:55	18:05	19:10

Service currently available only on Saturdays, Sundays, and national holidays

Contact Kisarazu Office, Kominato Railway Co., Ltd. ☎0438-37-7299

Shibuya Sta. (Shibuya Mark City) Approx. 60min

Fares: Adult single: 1,500yen / Child single: 750yen

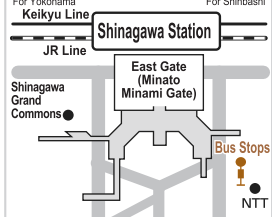


Shibuya	Mitsui Outlet Park	Mitsui Outlet Park	Shibuya
9:10	10:10	14:55	16:20

Contact Kisarazu Office, Kominato Railway Co., Ltd. ☎0438-37-7299

Shinagawa Station East Gate Approx. 50min

Fares: Adult single 1,500yen/Child single 750yen
Make a reservation and save!
 Highway Bus Return Tickets for 3,000yen ▶ **2,800yen!**
 *Visit the bus companies' websites for details!
 For Reservations: [Highway Bus Reservation Center](https://cs.keikyuu-bus-ticket.jp/) | <https://cs.keikyuu-bus-ticket.jp/>

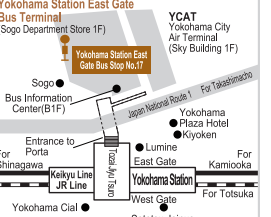


Shinagawa	Mitsui Outlet Park	Mitsui Outlet Park	Shinagawa
9:20	10:10	15:40	16:30

Contact Kisarazu Office, Kominato Railway Co., Ltd. ☎0438-37-7299

Yokohama Station East Gate Approx. 42min

Fares: Adult single 1,600yen/Child single 800yen
Make a reservation and save!
 Highway Bus Return Tickets for 3,200yen ▶ **3,000yen!**
 *Visit the bus companies' websites for details!
 For Reservations: [Highway Bus Reservation Center](https://cs.keikyuu-bus-ticket.jp/) | <https://cs.keikyuu-bus-ticket.jp/>

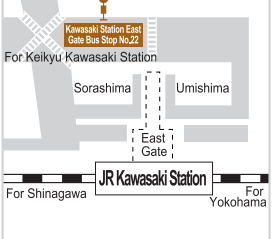


Yokohama Station East Gate	MITSUI OUTLET PARK	MITSUI OUTLET PARK	Yokohama Station East Gate
9:20	10:02	16:00	16:45
10:20	11:02	18:00	18:45

Contact Shinkoyasu Office, Keihin Kyuko Bus Co., Ltd. ☎045-453-3960
 Kisarazu Office, Kominato Railway Co., Ltd. ☎0438-37-7299

Kawasaki Station East Gate Approx. 45min

Fares: Adult single 1,300yen/Child single 650yen
Make a reservation and save!
 Highway Bus Return Tickets for 2,600yen ▶ **2,300yen!**
 *Visit the bus companies' websites for details!
 For Reservations: [Highway Bus Reservation Center](https://cs.keikyuu-bus-ticket.jp/) | <https://cs.keikyuu-bus-ticket.jp/>



Kawasaki Station	MITSUI OUTLET PARK	MITSUI OUTLET PARK	Kawasaki Station
9:10	9:55	15:00	15:45
10:50	11:35	17:00	17:45

Contact Shiohama Office, Kawasaki Tsurumi Rinko Bus Co., Ltd. ☎044-266-0611
 Kisarazu Office, Kominato Railway Co., Ltd. ☎0438-37-7299

Tama-Plaza Sta. North Gate 90min / Center-Kita Sta. 70min

All the services on Tama-Plaza Sta./Center-Kita Sta. Route will be suspended until further notice

Fares: Adult single 1,400yen/Child single 700yen

Tama-Plaza Sta. North Gate	Mitsui Outlet Park	Mitsui Outlet Park	Tama-Plaza Sta. North Gate
9:40	10:00	11:10	
	16:10	17:20	17:40

Contact Kisarazu Office, Kominato Railway Co., Ltd. ☎0438-37-7299

Kasai Sta. Approx. 55min / Ichinoe Sta. Approx. 65min / Shin-koiwa Sta. Approx. 80min

Fares: Adult single 1,400yen/Child single 700yen

Shin-koiwa Sta.	Ichinoe Sta.	Kasai Sta.	Mitsui Outlet Park
9:00	9:15	9:24	10:19

Mitsui Outlet Park	Kasai Sta.	Ichinoe Sta.	Shin-koiwa Sta.
15:05	16:00	16:06	16:20
16:05	17:10	17:16	17:30



Contact Anesaki Garage, Kominato Railway Co., Ltd. ☎0436-61-1029

Haneda Airport

Fares Adult single: 1,400 yen / Child single: 700 yen
 If you take a bus from Haneda Airport, please purchase your ticket BEFORE boarding.
 Purchase your ticket on the day of boarding from the Keihin Kyuko Bus ticket vending machines at Haneda Airport.

Haneda Airport International Terminal	Haneda Airport Terminal 2	Haneda Airport Terminal 1	Mitsui Outlet Park
9:20	9:30	9:35	10:00
11:10	11:20	11:25	11:50
16:55	17:05	17:10	17:35
18:15	18:25	18:30	18:55

Mitsui Outlet Park	Haneda Airport Terminal 1	Haneda Airport Terminal 2	Haneda Airport International Terminal
10:00	10:25	10:30	10:40
11:10	11:35	11:40	11:50
16:40	17:05	17:10	17:20
18:40	19:05	19:10	19:20

Contact Shinkoyasu Office, Keikyuu Bus Co., Ltd. ☎045-453-3960
 Kisarazu Office, Kominato Railway Co., Ltd. ☎0438-37-7299

Narita International Airport As fast as 95min

Fares Adult single: 1,800 yen / Child single: 900 yen

Narita International Airport Terminal 3	Narita International Airport Terminal 2	Narita International Airport Terminal 1	Mitsui Outlet Park
10:15	10:20	10:25	12:07

Mitsui Outlet Park	Narita International Airport Terminal 1	Narita International Airport Terminal 2	Narita International Airport Terminal 3
14:50	16:25	16:30	16:35

All the services on the Narita Airport Route will be suspended until further notice

Contact Kisarazu Office, Kominato Railway Co., Ltd.

Access by train Approx. 10 min. by JR Sodegaura Station
 Approx. 20 min. by bus from JR Kisarazu Station