

Take an easy day trip to one of the largest outlet shopping malls in the Tokyo metropolitan area by direct bus!

Express Bus



Passengers will receive **a special coupon!**

Tokyo Sta. (Bus Terminal Tokyo Yaesu) **Approx. 50min**

Fares: Adult single 1,400yen/Child single 700yen

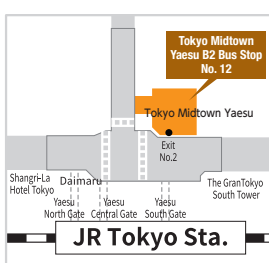
Economy Voucher Available Weekdays Only

Highway Bus One-Way Ticket (1,400 yen) + Shopping Tickets (2,500 yen) = 3,900yen → **3,150yen!**

[Where to purchase] Tokyo Midtown Yaesu B1
*Please call the bus companies for inquiries.
*The economy voucher is not available on some days such as those around New Year's Day.

Bus Terminal Tokyo Yaesu	Mitsui Outlet Park	Mitsui Outlet Park	Bus Terminal Tokyo Yaesu
9:05	9:55	15:30	16:20
9:25	10:15	16:30	17:20
9:55	10:45	17:30	18:20
10:25	11:15	18:30	19:20
10:55	11:45	19:30	20:20
11:35	12:25	20:30	21:20

Bus Terminal Tokyo Yaesu	Mitsui Outlet Park	Mitsui Outlet Park	Bus Terminal Tokyo Yaesu
8:45	9:35	14:30	15:20
9:05	9:55	15:30	16:20
9:25	10:15	15:55	16:45
9:45	10:35	16:30	17:20
10:05	10:55	16:55	17:45
10:25	11:15	17:30	18:20
10:45	11:35	17:55	18:45
11:05	11:55	18:30	19:20
11:25	12:15	18:55	19:45
11:45	12:35	19:30	20:20
12:05	12:55	19:55	20:45
12:25	13:15	20:30	21:20



Okudo Office, Keisei Bus Co., Ltd.
☎03-3691-0935

Kisarazu Office, Nitto Kotsu Co., Ltd.
☎0438-23-0151

Shinjuku Sta. (Shinjuku Expressway Bus Terminal) **Approx. 62min**

Fares: Adult single 1,500yen/Child single 750yen

Economy Voucher Available

Highway Bus One-Way Ticket (3,000 yen) + Shopping Tickets (2,500 yen) = 5,500yen → **5,000yen!**

*The voucher can be purchased from your bus driver.

Shinjuku Expressway Bus Terminal	Mitsui Outlet Park	Mitsui Outlet Park	Shinjuku Expressway Bus Terminal
9:00	10:02	16:20	17:27
10:00	11:02	17:50	18:57
10:50	11:52	18:50	19:57
12:00	13:02	19:50	20:52
—	—	20:50	21:52

Shinjuku Expressway Bus Terminal	Mitsui Outlet Park	Mitsui Outlet Park	Shinjuku Expressway Bus Terminal
9:00	10:02	16:20	17:37
9:30	10:32	17:10	18:27
10:00	11:02	17:50	19:07
10:20	11:22	18:20	19:37
10:50	11:52	19:20	20:32
11:30	12:32	19:50	21:02
12:00	13:02	20:20	21:32
—	—	20:50	21:57



Contact Customer Center, Odakyu Highway Bus Co., Ltd. ☎03-3428-5331 (10:00~17:00)
Kisarazu Office, Kominato Railway Co., Ltd. ☎0438-37-7299

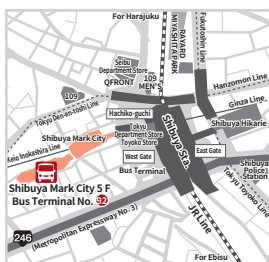
*In the event of AQUA LINE closure, please be advised that the service may be suspended. We kindly ask for your understanding in this matter. For the operation schedule on the day of your visit, we recommend reaching out to the bus company directly.

Shibuya Sta. (Shibuya Mark City) **Approx. 60min**

Fares Adult single: 1,500yen / Child single: 750yen

Shibuya	Mitsui Outlet Park	Mitsui Outlet Park	Shibuya
9:10	10:10	14:55	16:20

Contact Kisarazu Office, Kominato Railway Co., Ltd. ☎0438-37-7299



Ikebukuro Sta. East Gate **Approx. 65min**

Fares: Adult single 1,550yen/Child single 780yen

Make a reservation and save!

Highway Bus Round-trip Tickets for 3,100 yen → **2,750yen**

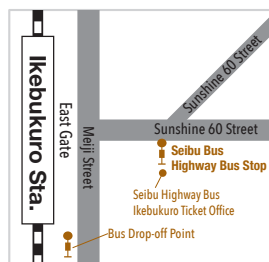
*Visit the bus company's website for details!
Reservations: Hassha AirNet ☎https://secure.j-bus.co.jp

Service currently available only on Saturdays, Sundays, and national holidays

Ikebukuro Sta. East Gate	Mitsui Outlet Park	Mitsui Outlet Park	Ikebukuro Sta. East Gate
10:50	11:55	18:05	19:10

Seat should be reserved in advance for this route. (Boarding without reservations will be allowed if there are seats available.)

Contact Kisarazu Office, Kominato Railway Co., Ltd. ☎0438-37-7299



Shinagawa Station East Gate **Approx. 50min**

Fares: Adult single 1,200yen/Child single 600yen

Make a reservation and save!

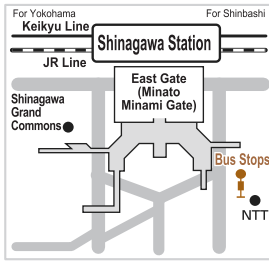
Highway Bus Return Tickets for 2,400yen → **2,300yen!**

*Visit the bus companies' websites for details!
For Reservations: Highway Bus Reservation Center ☎https://cs.keikey-bus-ticket.jp/

Shinagawa	Mitsui Outlet Park	Mitsui Outlet Park	Shinagawa
9:20	10:10	15:40	16:30

Seat should be reserved in advance for this route. (Boarding is allowed without reservations if there are any seats available.)

Contact Kisarazu Office, Kominato Railway Co., Ltd. ☎0438-37-7299



Yokohama Station East Gate **Approx. 42min**

Fares: Adult single 1,350yen/Child single 680yen

Make a reservation and save!

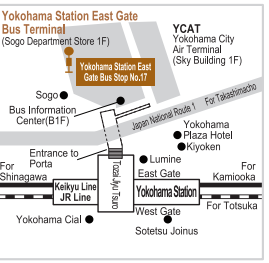
Highway Bus Return Tickets for 2,700yen → **2,400yen!**

*Visit the bus companies' websites for details!
For Reservations: Highway Bus Reservation Center ☎https://cs.keikey-bus-ticket.jp/

Yokohama Station East Gate	MITSUI OUTLET PARK	MITSUI OUTLET PARK	Yokohama Station East Gate
9:20	10:02	16:00	16:45
10:20	11:02	18:00	18:45

Seat should be reserved in advance for this route. (Boarding is allowed without reservations if there are any seats available.)

Contact Shinkoyasu Office, Keihin Kyuko Bus Co., Ltd. ☎045-453-3960
Kisarazu Office, Kominato Railway Co., Ltd. ☎0438-37-7299



Kawasaki Station East Gate **Approx. 45min**

Fares: Adult single 1,300yen/Child single 650yen

Make a reservation and save!

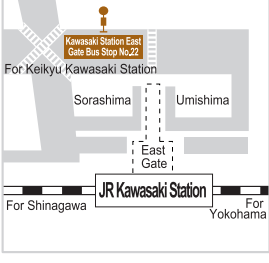
Highway Bus Return Tickets for 2,600yen → **2,100yen!**

*Visit the bus companies' websites for details!
For Reservations: Highway Bus Reservation Center ☎https://cs.keikey-bus-ticket.jp/

Kawasaki Station	MITSUI OUTLET PARK	MITSUI OUTLET PARK	Kawasaki Station
9:10	9:55	15:00	15:45
10:50	11:35	17:00	17:45

Seat should be reserved in advance for this route. (Boarding is allowed without reservations if there are any seats available.)

Contact Shiohama Office, Kawasaki Tsurumi Rinko Bus Co., Ltd. ☎044-266-0611
Kisarazu Office, Kominato Railway Co., Ltd. ☎0438-37-7299



Tama-Plaza Sta. North Gate 90min / Center-Kita Sta. 70min

All the services on Tama-Plaza Sta./Center-Kita Sta. Route will be suspended until further notice

Tama-Plaza Sta. North Gate	Mitsui Outlet Park	Mitsui Outlet Park	Tama-Plaza Sta. North Gate
9:40	10:00	11:10	11:30
16:10	17:20	17:40	18:00

Contact Kisarazu Office, Kominato Railway Co., Ltd. ☎0438-37-7299

Kasai Sta. Approx. 55min / Ichinoe Sta. Approx. 65min / Shin-koiwa Sta. Approx. 80min

Fares: Adult single 1,400yen/Child single 700yen

Shin-koiwa Sta.	Ichinoe Sta.	Kasai Sta.	Mitsui Outlet Park
9:00	9:15	9:24	10:19

Mitsui Outlet Park	Kasai Sta.	Ichinoe Sta.	Shin-koiwa Sta.
15:05	16:00	16:06	16:20
16:15	17:10	17:16	17:30



Contact Anesaki Garage, Kominato Railway Co., Ltd. ☎0436-61-1029

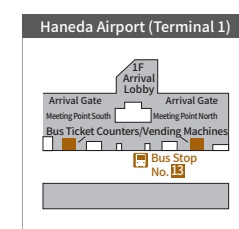
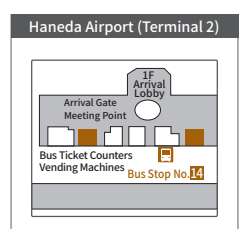
Haneda Airport

Fares Adult single: 1,100 yen / Child single: 550 yen

To International Terminal: Approx. 40 min / To Terminal 2: Approx. 30 min / To Terminal 1: Approx. 25 min

Haneda Airport International Terminal	Haneda Airport Terminal 2	Haneda Airport Terminal 1	Mitsui Outlet Park
9:20	9:30	9:35	10:00
11:10	11:20	11:25	11:50
12:45	12:55	13:00	13:25
13:45	13:55	14:00	14:25
16:55	17:05	17:10	17:35
18:15	18:25	18:30	18:55

Mitsui Outlet Park	Haneda Airport Terminal 1	Haneda Airport Terminal 2	Haneda Airport International Terminal
10:00	10:25	10:30	10:40
11:10	11:35	11:40	11:50
12:40	13:05	13:10	13:20
14:10	14:35	14:40	14:50
16:40	17:05	17:10	17:20
18:40	19:05	19:10	19:20



Contact Shinkoyasu Office, Keikey Bus Co., Ltd. ☎045-453-3960
Kisarazu Office, Kominato Railway Co., Ltd. ☎0438-37-7299

Narita International Airport

Fares Adult single: 1,800 yen / Child single: 900 yen

As fast as **95min**

Narita International Airport Terminal 3	Narita International Airport Terminal 2	Narita International Airport Terminal 1	Mitsui Outlet Park
10:15	10:20	10:25	12:07

Mitsui Outlet Park	Narita International Airport Terminal 1	Narita International Airport Terminal 2	Narita International Airport Terminal 3
14:50	16:25	16:30	16:35

All the services on the Narita Airport Route will be suspended until further notice

*Please allow plenty of time in order to catch your bus.

●The bus platform is at the 3rd floor Departure Lobby.

●The bus platform is at the 4th floor Departure Lobby.

Contact Kisarazu Office, Kominato Railway Co., Ltd.

Access by train

Approx. 10 min. by bus from JR Sodegaura Station
Approx. 20 min. by bus from JR Kisarazu Station