

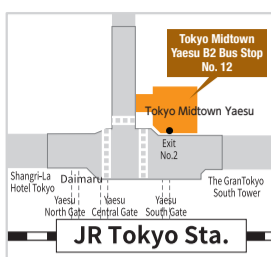
Take an easy day trip to one of the largest outlet shopping malls in the Tokyo metropolitan area by direct bus!

# Express Bus



Passengers will receive a special coupon!

## Tokyo Sta. Yaesu Gate Approx. 50min

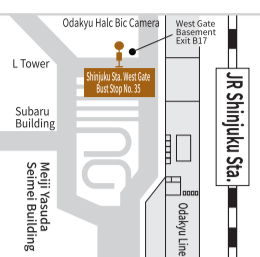


**Fares: Adult single 1,400yen/Child single 700yen**  
**Economy Voucher Available Weekdays Only**  
 Highway Bus One-Way Ticket (1,400 yen) + Shopping Tickets (2,500 yen) = 3,900yen → **3,150yen!**  
 [Where to purchase] Tokyo Midtown Yaesu B1  
 \*Please call the bus companies for inquiries.  
 \*The economy voucher is not available on some days such as those around New Year's Day.

	Tokyo Sta.	Mitsui Outlet Park	Mitsui Outlet Park	Tokyo Sta.
SHIBUYA	9:05	9:55	15:30	16:20
	9:25	10:15	16:30	17:20
	9:55	10:45	17:30	18:20
	10:25	11:15	18:30	19:20
	10:55	11:45	19:30	20:20
SHIBUYA & SHIBUYA STATION	11:35	12:25	20:30	21:20
	8:45	9:35	14:30	15:20
	9:05	9:55	15:30	16:20
	9:25	10:15	15:55	16:45
	9:45	10:35	16:30	17:20
	10:05	10:55	16:55	17:45
	10:25	11:15	17:30	18:20
	10:45	11:35	17:55	18:45
	11:05	11:55	18:30	19:20
	11:25	12:15	18:55	19:45
11:45	12:35	19:30	20:20	
12:05	12:55	19:55	20:45	
12:25	13:15	20:30	21:20	

Contact **Keisei Bus Okudo Office** ☎03-3691-0935  
**Nitto Kotsu Kisarazu Office** ☎0438-23-0151

## Shinjuku Sta. West Gate As fast as 55min



**Fares: Adult single 1,500yen/Child single 750yen**  
**Economy Voucher Available**  
 Highway Bus One-Way Ticket (3,000 yen) + Shopping Tickets (2,500 yen) = 5,500yen → **5,000yen!**  
 \*The voucher can be purchased from your bus driver.

	Shinjuku Sta. West Gate	Mitsui Outlet Park	Mitsui Outlet Park	Shinjuku Sta. West Gate
Weddings	9:00	9:55	16:20	17:20
	10:00	10:55	17:20	18:20
	11:00	12:00	19:20	20:15
Saturdays, Holidays, etc.	12:00	12:55	20:20	21:15
	9:00	9:55	15:20	16:30
	9:40	10:35	16:20	17:30
	10:40	11:40	17:20	18:30
	11:20	12:20	18:20	19:30
	12:00	13:00	19:20	20:25
	13:00	14:00	20:20	21:20

Contact **Odakyu City Bus Setagaya Office** ☎03-5433-8770  
**Kominato Railway Kisarazu Office** ☎0438-37-7299

## Shibuya Sta. (Mark City) Approx. 60min



**Fares: Adult single: 1,500yen / Child single: 750yen**

Shibuya	Mitsui Outlet Park	Mitsui Outlet Park	Shibuya
9:10	10:10	14:55	16:20

Contact **Kominato Railway Kisarazu Office** ☎0438-37-7299

## Ikebukuro Sta. East Gate Approx. 65min



**Fares: Adult single 1,550yen/Child single 780yen**

**Make a reservation and save!**  
 Highway Bus Round-trip Tickets for 3,100 yen → **2,750yen**  
 \*Visit the bus company's website for details!  
 Reservations **Hassha Allright Net** <https://secure.j-bus.co.jp>

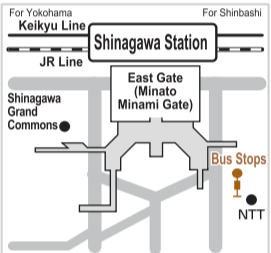
**Saturdays, Holidays and some other special days**

Ikebukuro Sta. East Gate	Mitsui Outlet Park	Mitsui Outlet Park	Ikebukuro Sta. East Gate
10:50	11:55	18:05	19:10

Seat should be reserved in advance for this route. (Boarding without reservations will be allowed if there are seats available.)

Contact **Kominato Railway Kisarazu Office** ☎0438-37-7299

## Shinagawa Station East Gate Approx. 50min



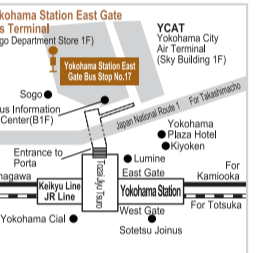
**Fares: Adult single 1,200yen/Child single 600yen**  
**Make a reservation and save!**  
 Highway Bus Return Tickets for 2,400yen → **2,300yen!**  
 \*Visit the bus companies' websites for details!  
 For Reservations **Highway Bus Reservation Center** ☎050-1807-1810

Shinagawa	Mitsui Outlet Park	Mitsui Outlet Park	Shinagawa
9:20	10:10	15:40	16:30

Seat should be reserved in advance for this route. (Boarding is allowed without reservations if there are any seats available.)

Contact **Kominato Railway Kisarazu Office** ☎0438-37-7299

## Yokohama Station East Gate Approx. 42min



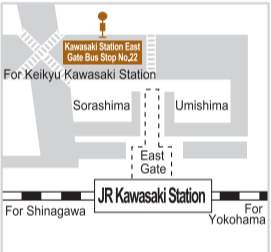
**Fares: Adult single 1,350yen/Child single 680yen**  
**Make a reservation and save!**  
 Highway Bus Return Tickets for 2,700yen → **2,400yen!**  
 \*Visit the bus companies' websites for details!  
 For Reservations **Highway Bus Reservation Center** ☎050-1807-1810

Yokohama Station East Gate	MITSUI OUTLET PARK	MITSUI OUTLET PARK	Yokohama Station East Gate
9:20	10:02	16:00	16:45
10:20	11:02	18:00	18:45

Seat should be reserved in advance for this route. (Boarding is allowed without reservations if there are any seats available.)

Contact **Keihin Kyuko Bus Shinkoyasu Office** ☎045-453-3960  
**Kominato Railway Kisarazu Office** ☎0438-37-7299

## Kawasaki Station East Gate Approx. 45min



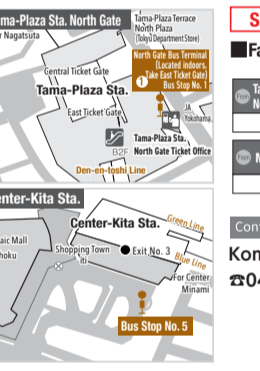
**Fares: Adult single 1,300yen/Child single 650yen**  
**Make a reservation and save!**  
 Highway Bus Return Tickets for 2,600yen → **2,100yen!**  
 \*Visit the bus companies' websites for details!  
 For Reservations **Highway Bus Reservation Center** ☎050-1807-1810

Kawasaki Station	MITSUI OUTLET PARK	MITSUI OUTLET PARK	Kawasaki Station
9:10	9:55	15:00	15:45
10:50	11:35	17:00	17:45

Seat should be reserved in advance for this route. (Boarding is allowed without reservations if there are any seats available.)

Contact **Kawasaki Tsurumi Rinko Bus Shiohama Office** ☎044-266-0611  
**Kominato Railway Kisarazu Office** ☎0438-37-7299

## Tama-Plaza Sta. North Gate 90min / Center-Kita Sta. 70min



**Saturdays, Holidays and some other special days**  
**Fares: Adult single 1,550yen/Child single 780yen**

Tama-Plaza Sta. North Gate	Center-Kita Sta.	Mitsui Outlet Park
9:40	10:00	11:10
16:10	17:20	17:40

Contact **Kominato Railway Kisarazu Office** ☎0438-37-7299

## Kasai Sta. Approx. 55min / Ichinoe Sta. Approx. 65min / Shin-koiwa Sta. Approx. 80min

**Fares: Adult single 1,400yen/Child single 700yen**

Shin-koiwa sta.	Ichinoe sta.	Kasai sta.	Mitsui Outlet Park	Mitsui Outlet Park	Kasai sta.	Ichinoe sta.	Shin-koiwa sta.
9:00	9:15	9:24	10:19	15:05	16:00	16:06	16:20
				16:15	17:10	17:16	17:30



Contact **Kominato Railway Co., Ltd. Anesaki Garage** ☎0436-61-1029

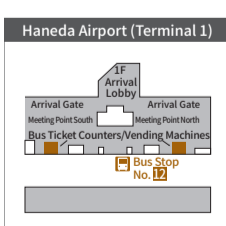
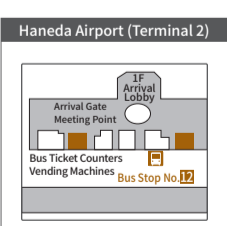
## Haneda Airport To International Terminal: Approx. 40 min / To Terminal 2: Approx. 30 min / To Terminal 1: Approx. 25 min

**Fares Adult single: 1,100 yen / Child single: 550 yen**

If you take a bus from Haneda Airport, please purchase your ticket BEFORE boarding. Purchase your ticket on the day of boarding from the Keihin Kyuko Bus ticket vending machines at Haneda Airport.

Haneda Airport International Terminal	Haneda Airport Terminal 2	Haneda Airport Terminal 1	Mitsui Outlet Park
9:20	9:30	9:35	10:00
11:10	11:20	11:25	11:50
12:45	12:55	13:00	13:25
13:45	13:55	14:00	14:25
16:55	17:05	17:10	17:35
18:15	18:25	18:30	18:55

Mitsui Outlet Park	Haneda Airport Terminal 1	Haneda Airport Terminal 2	Haneda Airport International Terminal
10:00	10:25	10:30	10:40
11:10	11:35	11:40	11:50
12:40	13:05	13:10	13:20
14:10	14:35	14:40	14:50
16:40	17:05	17:10	17:20
18:40	19:05	19:10	19:20



Contact **Keikyuu Bus Shinkoyasu Office** ☎045-453-3960  
**Kominato Railway Kisarazu Office** ☎0438-37-7299

## Narita International Airport As fast as 95min

**Fares Adult single: 1,800 yen / Child single: 900 yen**

Narita International Airport Terminal 3	Narita International Airport Terminal 2	Narita International Airport Terminal 1	Mitsui Outlet Park	Mitsui Outlet Park	Narita International Airport Terminal 1	Narita International Airport Terminal 2	Narita International Airport Terminal 3
10:15	10:20	10:25	12:07	14:50	16:25	16:30	16:35



Contact **Kominato Railway Kisarazu Office** ☎0438-37-7299

All the services on the Narita Airport Route will be suspended until further notice