

Direct buses provide easy access for day trips to ones of Japan's largest outlet malls!

Express Bus



Passengers will receive **a special coupon!**

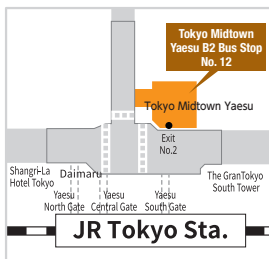
Tokyo Sta. (Bus Terminal Tokyo Yaesu) **Approx. 50min**

Fares: Adult single 1,500yen/Child single 750yen

Economy Voucher Available Weekdays Only
Highway Bus One-Way Ticket (1,500 yen) + Shopping Tickets (2,500 yen) = 4,000yen ▶ **3,400yen!**

[Where to purchase] Tokyo Midtown Yaesu B1
*Please call the bus companies for inquiries.
*The economy voucher is not available on some days such as those around New Year's Day.

	Bus Terminal Tokyo Yaesu	Mitsui Outlet Park	Mitsui Outlet Park	Bus Terminal Tokyo Yaesu
Weekdays	9:05	9:55	14:30	15:20
	9:25	10:15	15:30	16:20
	9:55	10:45	15:55	16:45
	10:25	11:15	16:30	17:20
	10:55	11:45	16:55	17:45
	11:15	12:05	17:30	18:20
	11:35	12:25	18:30	19:20
Saturdays, Sundays & holidays	8:45	9:35	14:30	15:20
	9:05	9:55	15:30	16:20
	9:25	10:15	15:55	16:45
	9:45	10:35	16:30	17:20
	10:05	10:55	16:55	17:45
	10:25	11:15	17:30	18:20
	10:45	11:35	17:55	18:45
Saturdays, Sundays & holidays	11:05	11:55	18:30	19:20
	11:25	12:15	18:55	19:45
	11:45	12:35	19:30	20:20
	12:05	12:55	19:55	20:45
	12:25	13:15	20:30	21:20



Okudo Office, Keisei Bus Co., Ltd.
☎03-3691-0935
Kisarazu Office, Nitto Kotsu Co., Ltd.
☎0438-23-0151

Shinjuku Sta. (Shinjuku Expressway Bus Terminal) **Approx. 62min**

Fares: Adult single 1,600yen/Child single 800yen

Economy Voucher Available
Highway Bus Round-trip Ticket (3,200 yen) + Shopping Tickets (2,500 yen) = 5,700yen ▶ **5,200yen!**

*Buy tickets at the staffed ticket counters at Shinjuku Expressway Bus Terminal.

	Shinjuku Expressway Bus Terminal	Mitsui Outlet Park	Mitsui Outlet Park	Shinjuku Expressway Bus Terminal
Weekdays	9:00	10:02	15:20	16:27
	9:30	10:32	16:20	17:27
	10:20	11:22	17:50	18:57
	11:30	12:32	18:50	19:57
	12:00	13:02	19:50	20:52
	—	—	20:50	21:52
	Saturdays, Sundays & holidays	8:30	9:32	14:20
9:00		10:02	14:50	16:07
9:30		10:32	15:20	16:37
10:00		11:02	16:20	17:37
10:20		11:22	17:20	18:37
10:50		11:52	17:50	19:07
11:30		12:32	18:20	19:37
Saturdays, Sundays & holidays	12:00	13:02	18:50	20:02
	13:00	14:02	19:20	20:32
	—	—	19:50	21:02
	—	—	20:20	21:32
	—	—	21:30	22:37



Customer Center, Odakyu Highway Bus Co., Ltd. ☎0570-002-522 (10:00~17:00)
Kisarazu Office, Kominato Railway Co., Ltd. ☎0438-37-7299

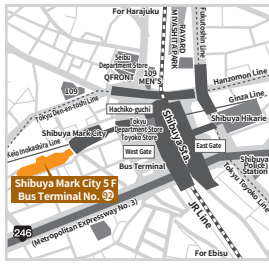
*In the event of AQUA LINE closure, please be advised that the service may be suspended. We kindly ask for your understanding in this matter. For the operation schedule on the day of your visit, we recommend reaching out to the bus company directly.

Shibuya Sta. (Shibuya Mark City) **Approx. 60min**

Fares: Adult single 1,600yen / Child single 800yen

Shibuya	Mitsui Outlet Park	Mitsui Outlet Park	Shibuya
8:50	9:50	14:55	16:20

Kisarazu Office, Kominato Railway Co., Ltd.
☎0438-37-7299



Ikebukuro Sta. East Gate **Approx. 65min**

Fares: Adult single 1,550yen/Child single 780yen

Make a reservation and save!
Highway Bus Return Tickets for 3,100 yen → **2,750yen**

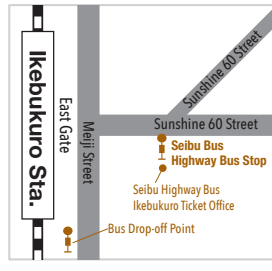
*Visit the bus company's website for details!
Reservations: **Hassha Alright Net** ☐ <https://secure.j-bus.co.jp>

Service currently available only on Saturdays, Sundays, and national holidays

Ikebukuro Sta. East Gate	Mitsui Outlet Park	Mitsui Outlet Park	Ikebukuro Sta. East Gate
10:50	11:55	18:05	19:10

Seat should be reserved in advance for this route. (Boarding without reservations will be allowed if there are seats available.)

Contact: Kisarazu Office, Kominato Railway Co., Ltd. ☎0438-37-7299

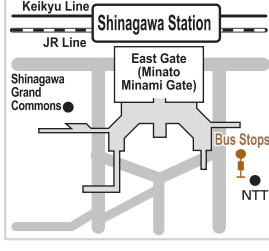


Shinagawa Station East Gate **Approx. 50min**

Fares: Adult single 1,500yen/Child single 750yen

Make a reservation and save!
Highway Bus Return Tickets for 3,000yen ▶ **2,800yen!**
*Visit the bus companies' websites for details!
For Reservations: **Highway Bus Reservation Center**
☐ <https://cs.kei-kyu-bus-ticket.jp/>

Shinagawa	Mitsui Outlet Park	Mitsui Outlet Park	Shinagawa
9:20	10:10	15:40	16:30



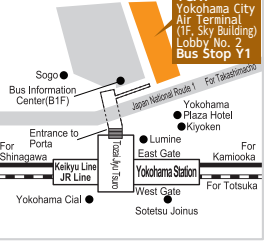
Seat should be reserved in advance for this route. (Boarding is allowed without reservations if there are any seats available.)
Contact: Kisarazu Office, Kominato Railway Co., Ltd. ☎0438-37-7299

Yokohama Station (YCAT) **Approx. 42min**

Fares: Adult single 1,600yen/Child single 800yen

Make a reservation and save!
Highway Bus Return Tickets for 3,200yen ▶ **3,000yen!**
*Visit the bus companies' websites for details!
For Reservations: **Highway Bus Reservation Center**
☐ <https://cs.kei-kyu-bus-ticket.jp/>

Yokohama Station	MITSUI OUTLET PARK	MITSUI OUTLET PARK	Yokohama Station
9:20	10:02	16:00	16:45
10:20	11:02	18:00	18:45



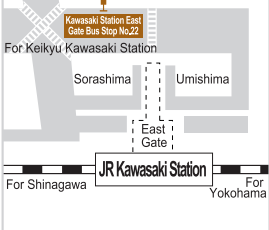
Seat should be reserved in advance for this route. (Boarding is allowed without reservations if there are any seats available.)
Contact: Shinkoyasu Office, Keihin Kyuko Bus Co., Ltd. ☎045-453-3960
Kisarazu Office, Kominato Railway Co., Ltd. ☎0438-37-7299

Kawasaki Station East Gate **Approx. 45min**

Fares: Adult single 1,300yen/Child single 650yen

Make a reservation and save!
Highway Bus Return Tickets for 2,600yen ▶ **2,300yen!**
*Visit the bus companies' websites for details!
For Reservations: **Highway Bus Reservation Center**
☐ <https://cs.kei-kyu-bus-ticket.jp/>

Kawasaki Station	MITSUI OUTLET PARK	MITSUI OUTLET PARK	Kawasaki Station
9:10	9:55	15:00	15:45
10:50	11:35	17:00	17:45



Seat should be reserved in advance for this route. (Boarding is allowed without reservations if there are any seats available.)
Contact: Shiohama Office, Kawasaki Tsurumi Rinko Bus Co., Ltd. ☎044-266-0611
Kisarazu Office, Kominato Railway Co., Ltd. ☎0438-37-7299

Tama-Plaza Sta. North Gate **90min** / Center-Kita Sta. **70min**

All the services on Tama-Plaza Sta./Center-Kita Sta. Route will be suspended until further notice

Saturdays, Holidays

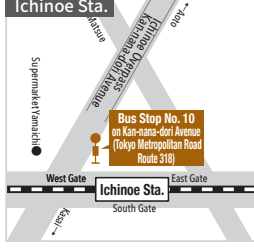
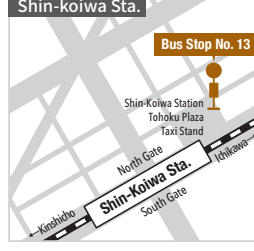
Tama-Plaza Sta. North Gate	Center-Kita Sta.
9:40	10:00
11:10	11:30
16:10	17:20
17:20	17:40

Contact: Kisarazu Office, Kominato Railway Co., Ltd. ☎0438-37-7299

Shin-koiwa Sta. **Approx. 80min** / Ichinoe Sta. **Approx. 65min** / Kasai Sta. **Approx. 55min**

Fares: Adult single 1,400yen/Child single 700yen

Shin-koiwa Sta.	Ichinoe Sta.	Kasai Sta.	Mitsui Outlet Park	Mitsui Outlet Park	Kasai Sta.	Ichinoe Sta.	Shin-koiwa Sta.
9:00	9:15	9:24	10:19	15:05	16:00	16:06	16:20
				16:05	17:10	17:16	17:30



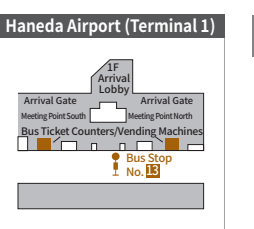
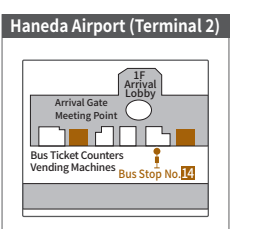
Contact: Anesaki Garage, Kominato Railway Co., Ltd. ☎0436-61-1029

Haneda Airport

Fares Adult single: 1,400 yen / Child single: 700 yen

To International Terminal: **Approx. 40 min** / To Terminal 2: **Approx. 30 min** / To Terminal 1: **Approx. 25 min**

Haneda Airport International Terminal	Haneda Airport Terminal 2	Haneda Airport Terminal 1	Mitsui Outlet Park	Mitsui Outlet Park	Haneda Airport Terminal 1	Haneda Airport Terminal 2	Haneda Airport International Terminal
9:20	9:30	9:35	10:00	10:00	10:25	10:30	10:40
11:10	11:20	11:25	11:50	11:10	11:35	11:40	11:50
16:55	17:05	17:10	17:35	16:40	17:05	17:10	17:20
18:15	18:25	18:30	18:55	18:40	19:05	19:10	19:20



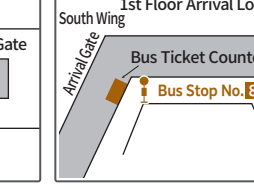
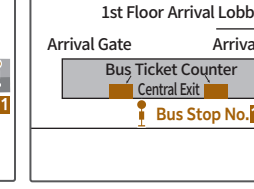
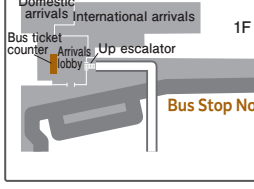
Contact: Shinkoyasu Office, Kei-kyu Bus Co., Ltd. ☎045-453-3960
Kisarazu Office, Kominato Railway Co., Ltd. ☎0438-37-7299

Narita Airport

Saturdays, Sundays, and holidays only / **Fares Adult single: 2,300 yen / Child single: 1,150 yen**

To Terminal 3: **Approx. 105 min** / To Terminal 2: **Approx. 100 min** / To Terminal 1: **Approx. 95 min**

Narita Airport Terminal 3	Narita Airport Terminal 2	Narita Airport Terminal 1	Mitsui Outlet Park	Mitsui Outlet Park	Narita Airport Terminal 3	Narita Airport Terminal 2	Narita Airport Terminal 1
9:05	9:10	9:15	10:50	15:10	No stop	16:50	16:55



Contact: Chonan Office, Kominato Railway Co., Ltd. ☎0475-46-3581

Access by train
Approx. 10 min. by bus from JR Sodegaura Station
Approx. 20 min. by bus from JR Kisarazu Station